

CITY OF IDAHO FALLS

2017/18 Budget Public Hearing

August 17, 2017



2017/18 Budget Process

- Began 2017/18 budget process May 1, 2017.
- All eleven departments and Mayor's Office presented proposed budgets to City Council.
- All budget presentations were loaded onto the City's new website.
- Approximately 17 hours dedicated to live streamed budget and fee discussions.
- Notice of Public Hearings (August 6 & 13).
- Public Hearing (August 17).
- *Discussion of Public Hearing comments and proposed revisions (Tuesday, August 22 & Wednesday, August 23 (if needed)).*
- *Adopted Budget Ordinance & Fee Resolution (Thursday, August 24).*



2017/18 Budget Overview

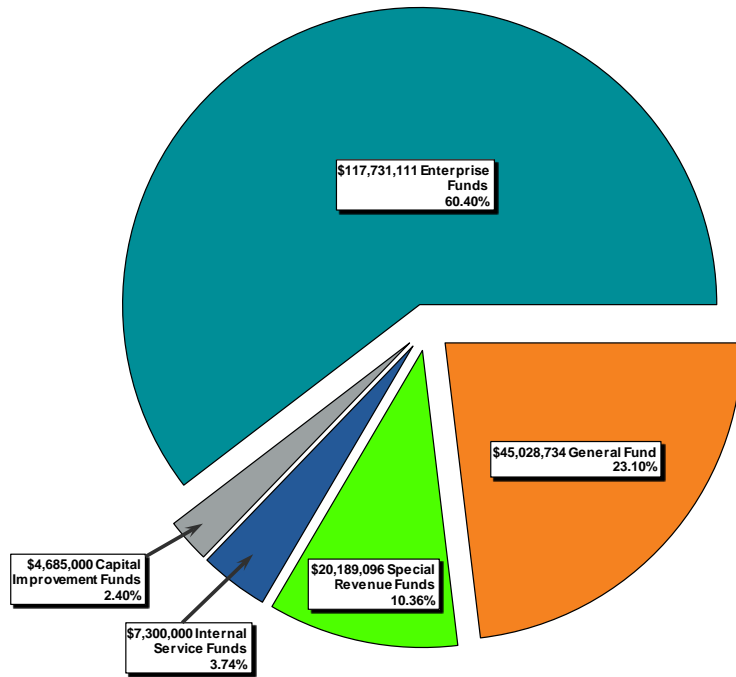
- Total not to exceed budget of \$194,933,941, a decrease of \$260,526 from fiscal year 2016/17.
- Includes revenue earned from growth and annexation from last year (2015/16) of \$506,645, allocated to fund prioritized general fund capital and ongoing operating costs.
- Proposed 3% property tax levy of \$902,179 designated to fund City match for two capital projects:
 - Civic Auditorium Renovations, Phase I
 - Heritage Park
- No Cash Reserve Contribution.

2017/18 Budget Funding Highlights

- Proposed 2017/18 budget includes:
 - 2.5% employee inflation wage adjustment.
 - No monetary cost increase to the employee PPO or HSA health insurance plans.
 - \$2M in a contingency fund to cover unplanned, unbudgeted expenditures.
 - Funding of \$3,150,000 general fund *budget capacity* to fund Civic Auditorium renovations (Phase I), Zoo Education Center and Heritage Park projects.

2017/18 Proposed Budget (Total By Fund)

2017
2018
City of Idaho Falls
Proposed Expenditures

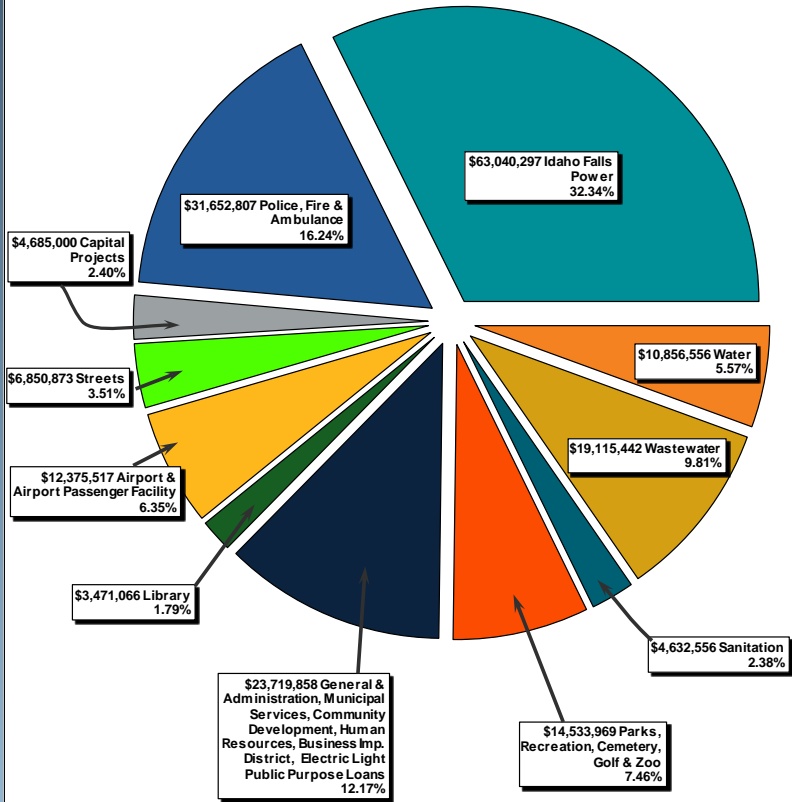


Total \$194,933,941

Fund Type	Total Proposed Budget
Enterprise Funds (Idaho Falls Power, Airport, Water, Wastewater, Sanitation and Ambulance)	\$ 117,731,111
General Fund (Mayor & Council, Legal, Municipal Services, Community Development, Human Resources, Police, Fire, Parks and Public Works)	\$ 45,028,734
Special Revenue Funds (Streets, Recreation, Library, Airport, Municipal Equipment, Electric Light Public Purpose, Business Improvement District & Golf)	\$ 20,189,096
Internal Service Funds (Self-Insurance and Contingency)	\$ 7,300,000
Capital Improvement Funds (Sanitary Sewer, Municipal, Street, Bridge & Arterial, Water, Surface Drainage, Traffic Light, & Parks)	\$ 4,685,000
Total	\$194,933,941

Budget Overview (Total Expenditures by Department)

2017
2018
City of Idaho Falls
Proposed Expenditures

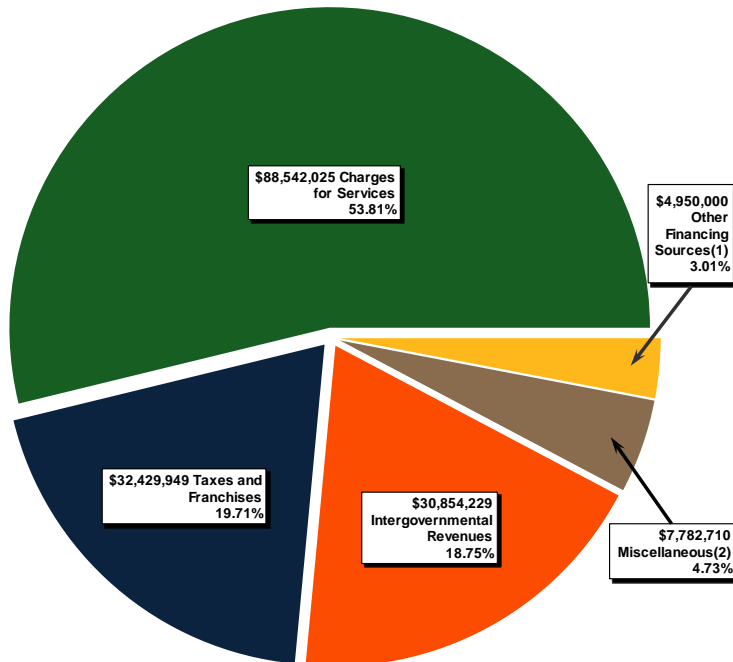


Total \$194,933,941

Department	2017/18 Proposed Budget
Idaho Falls Power	\$ 63,040,297
Police, Fire & Ambulance	\$ 31,652,807
General & Administration	\$ 23,719,858
Wastewater	\$ 19,115,442
Parks, Recreation, Cemetery, Golf & Zoo	\$ 14,533,969
Airport	\$ 12,375,517
Water	\$ 10,856,556
Streets	\$ 6,850,873
Sanitation	\$ 4,632,556
Capital Projects	\$ 4,685,000
Library	\$ 3,471,066
Total	\$ 194,933,941

Budget Overview (Total Revenues and Other Sources)

2017 2018
City of Idaho Falls
Projected Earned Revenues



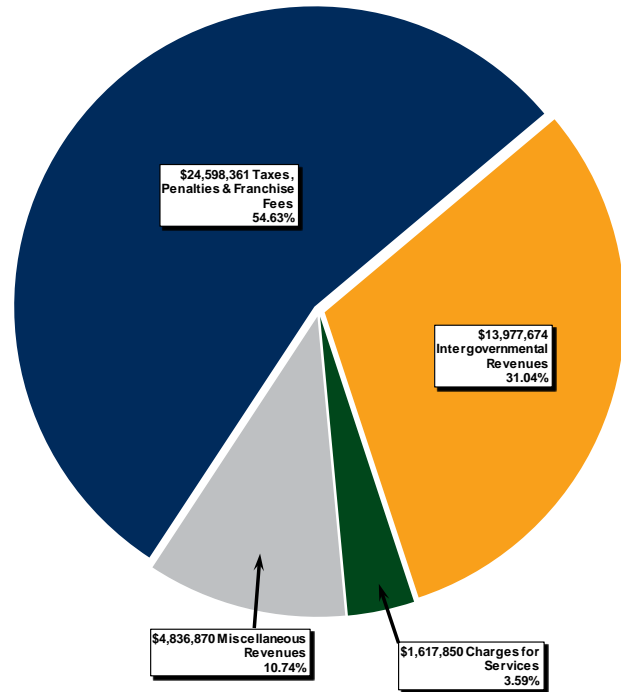
Total Earned Revenue \$164,558,913

(1) Other Financing Sources include interfund transfers, MERF depreciation, and contributed capital.
(2) Miscellaneous revenues include licenses and permits, fines and forfeitures, interest, non-operating rentals and leases, refunds, contributions, and sale of property.

Revenue Type	Total Projected Revenue
Charges for Services	\$88,542,025
Taxes & Franchises	\$32,429,949
Intergovernmental Revenues	\$30,854,229
Other Financing Sources (MERF depreciation, inter-fund transfers, & contributed capital)	\$ 4,950,000
Miscellaneous (licenses, permits, fines & forfeitures, interest, non-operating rentals, leases, refunds, contributions and sale of property)	\$ 7,782,710
Subtotal Projected Earned Revenue	\$164,558,913
<i>Fund Balance Carryover</i>	\$ 30,375,028
Total	\$194,933,941

Budget Overview (Total General Fund Revenues)

2017 2018
City of Idaho Falls
Projected General Fund Revenues

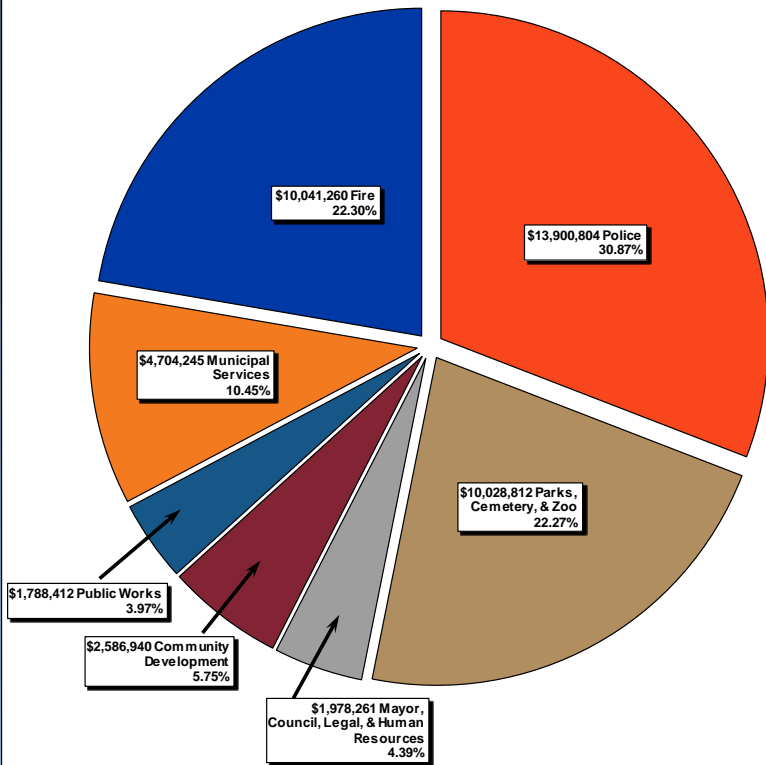


Total \$45,030,755

Revenue Type	Total Projected Revenue
Taxes, Penalties & Franchise Fees	\$24,598,361
Intergovernmental Revenue	\$13,977,674
Miscellaneous Revenue	\$ 4,836,870
Charges for Services	\$ 1,617,850
Total	\$45,030,755

Budget Overview (Total General Fund Expenditures)

2017 2018
City of Idaho Falls
Proposed General Fund Expenditures



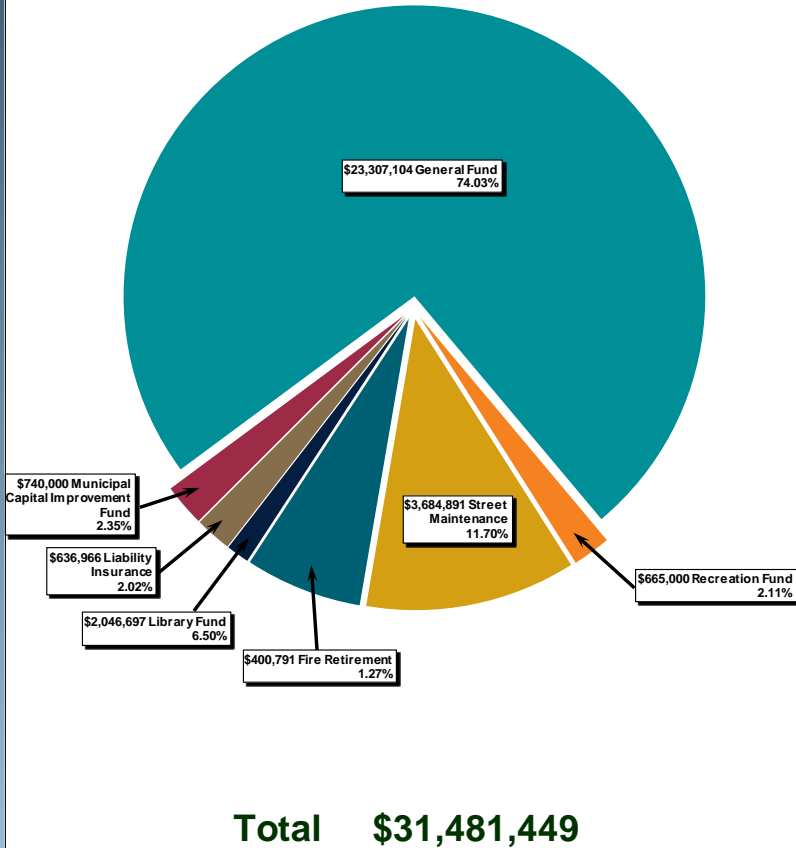
Total \$45,028,734

Department	Total Proposed Budget
Police	\$ 13,900,804
Fire	\$ 10,041,260
Parks, Cemetery & Zoo	\$ 10,028,812
Municipal Services	\$ 4,704,245
Community Development Services	\$ 2,586,940
Mayor, City Council, Legal & Human Resources	\$ 1,978,261
Public Works	\$ 1,788,412
Total	\$45,028,734

No general fund cash reserve contribution for 2017/18 budget

Budget Overview (Total Property Tax Allocation)

2017 2018
City of Idaho Falls
Proposed Property Tax Allocation



Property Tax Allocation	Total Proposed Allocation
General Fund	\$23,307,104
Street Maintenance	\$ 3,684,891
Library	\$ 2,046,697
Municipal Capital Improvement	\$ 740,000
Recreation Fund	\$ 665,000
Liability Insurance	\$ 636,966
Fire Retirement	\$ 400,791
Total	\$31,481,449



Public Comment